

**TITLE I MIGRANT, PART C
2007-2008 PROJECT APPLICATION**

COLLABORATIVE PARTNERS

The Title I Migrant Education Program (MEP) collaborates with Title I, Title III, State and community agencies. The collaboration of grants will increase student achievement by consolidating the funding sources and directing all resources toward the primary goals of improving student achievement for migrant students in grades K-12. Funding from all consolidated grants and other collaborative partners will focus funding on reading, math, writing, supplemental services and other supportive services. Collaboration of these grants will also provide needed funding for extended day/year tutorials for migrant students who need additional services to meet the state proficiency goals in reading, math, science, and writing. The collaboration will provide more opportunities for parental involvement and parent education that will lead to increased student achievement.

ACTIVITIES

In collaboration with other Title programs and stakeholders, the Migrant Education Program is committed to closing the achievement gap of migrant children. The Migrant Education Program will provide or facilitate services and programs to migrant children to increase student achievement and provide services to their parents to increase literacy skills. These programs include identification and recruitment services, extended day/weekend instructional programs, FCAT preparation, Pre-Kindergarten, intensive reading programs, health/social referrals, computer assisted math/reading tutorials, credit accrual programs, family literacy activities, access to Parent Resource Centers and translation.

Instructional Services to Increase Student Achievement

GOALS

- To meet performance goals (1, 2, 3, 4 and 5) of the approved Florida Consolidated Application for NCLB and the Florida A+ Plan.
- To provide supplemental learning opportunities and experiences that will increase the percentage of migrant students who meet annual proficiency targets for Reading (56%) and Mathematics (62%) in 2007-2008.
- To decrease the achievement gap between migrant students and non-migrant students by 5%.
- To provide parental involvement activities to enable parents to better understand district and state academic requirements.
- To monitor student achievement data and target specific academic needs of migrant students.
- To improve migrant students' rates of learning with the goal of every student being proficient on grade level in reading/mathematics.

- To meet annual goals for AYP for Reading (56%) and Mathematics (62%) for 2007-08 and performance goals 1, 2 and 3 of the approved Florida Consolidated State Application for NCLB and Florida's A+ Plan.
- To increase the percentage of migrant students reading at grade level/scoring at grade level in mathematics on the FCAT by 5% as compared to non-migrant students.
- To increase the percentage of migrant students who meet annual proficiency targets for Reading (51%) and Mathematics (62%) in 2007-08.
- To decrease the achievement gap between migrant and non-migrant students by demonstrating learning gains of 5% in the achievement scores of migrant students.

OBJECTIVES

- By June 2008, the use of reading and mathematics diagnostic assessments and instructional materials grounded in scientifically based research will result in 35% or more migrant students scoring at the state proficiency goal of Level Three on the FCAT in Reading/Mathematics sections. Migrant students currently have a 9% achievement gap and will need to make a 4% gain to meet the new Reading/Mathematics goal.

STRATEGIES

- Reading strategies shall include implementing literacy programming, or facilitating access to existing literacy programming, with a recommended focus on vocabulary and fluency development.

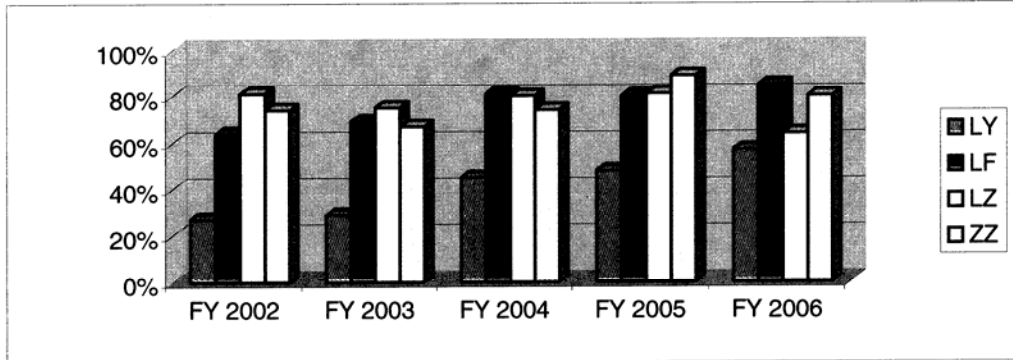
**FLORIDA DEPARTMENT OF EDUCATION
BUDGET DESCRIPTION FORM**

TAPS Number

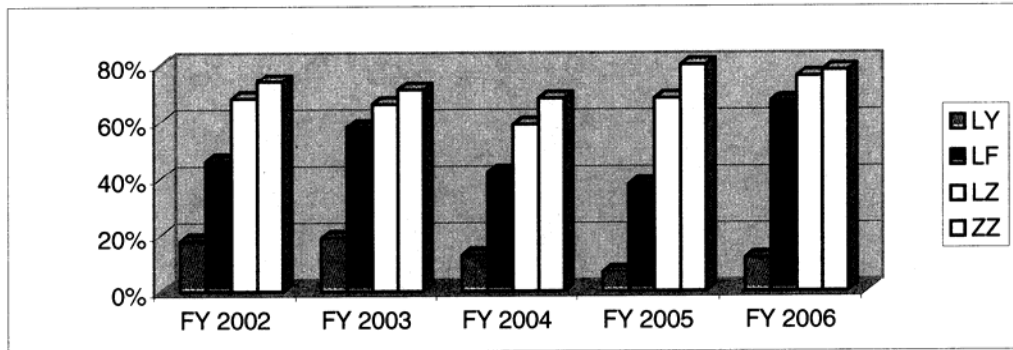
(1) Function	(2) Object	(3) Description	(4) FTE	(5) Amount
5100	184	Part-time Teachers	1.00	66,950.00
5100	210	Retirement	0.00	6,025.50
5100	220	Social Security	0.00	5,121.68
5100	240	Worker's Comp.	0.00	1,573.32
5100	390	OPS/Admissions	0.00	85,000.00
5100	510	Supplies	0.00	58,995.59
6100	126	Specialists	3.00	122,255.00
6100	133	Teacher Specialists (Guidance) Education	3.00	139,050.00
6100	136	Community Resource Persons (16) Social Services Facilitators (4)	20.00	738,410.58
6100	194	Client Services Unit Leaders	8.00	330,000.00
6100	210	Retirement	0.00	107,165.42
6100	220	Social Security	0.00	91,090.61
6100	230	Group Insurance	0.00	190,400.00
6100	240	Workers Comp.	0.00	27,982.08
6100	310	Educational and Motivational Consultants	0.00	10,000.00
6100	330	Travel (In-Cty. and Out-Cty.)	0.00	58,200.00
6100	360	Rentals - Storage and Banquet Room	0.00	500.00
5100	370	Postage/Cell Phone Service	0.00	8,300.00
3100	380	Bottled Water Services	0.00	1,500.00
6100	390	CPS (External Printing Services and Secretary/Clerk Temp. Employment Services)	0.00	10,000.00
6100	510	Supplies	0.00	9,000.31
6100	641	Capitalized Furniture and Equipment (Desk and TV)	0.00	2,000.00
6100	642	Non-Capitalized Furniture and Equipment (Shredders, Cameras and File Cabinets)	0.00	20,000.00
6100	643	Capitalized Computer Hardware (Desk Top Computers, Lap Top Computers and CD Rom Drives)	0.00	1,000.00
6100	644	Non-Capitalized Computer Hardware (Keyboards and Mouse)	0.00	1,000.00
6100	692	Non-Capitalized Software	0.00	1,000.00
6100	730	Dues and Fees (Conference Registration Without Travel)	0.00	5,387.00
6150	118	Translator	1.00	23,000.00
6150	126	Specialist	1.00	64,389.50
6150	136	Social Services Facilitator	1.00	30,413.00
6150	146	Secretary Clerk	1.00	26,366.49
6150	210	Retirement	0.00	12,975.21
6150	220	Social Security	0.00	11,031.22
6150	230	Group Insurance	0.00	22,400.00
6150	240	Workers Comp.	0.00	3,388.68
6150	330	Travel (In-Cty. and Out-Cty.)	0.00	6,000.00

6150	390	OPS – Printing	0.00	500.00
6150	510	Supplies	0.00	10,000.00
6150	730	Conference Registration Without Travel	0.00	2,500.00
6300	127	Project Manager	1.00	85,302.54
6300	146	Secretary Clerk/Grants Technician	2.00	66,951.03
6300	210	Retirement	0.00	13,702.82
6300	220	Social Security	0.00	11,647.40
6300	230	Group Insurance	0.00	16,800.00
6300	240	Worker's Comp	0.00	3,577.96
6300	330	Travel (In-Cty. and Out-Cty.)	0.00	5,000.00
6300	370	Postage	0.00	500.00
6300	390	Other Purchased Services - Printing	0.00	300.00
6300	510	Supplies	0.00	4,000.00
6300	730	Conference Registration Without Travel	0.00	1,000.00
7200	790	Indirect Cost	0.00	69,070.75
7400	680	Remodeling/Renovations (Portables)	0.00	500.00
7800	350	Repair/Maintenance (Migrant Vans and Bus)	0.00	2,000.00
7800	450	Gas (Migrant Vans/Bus)	0.00	2,500.00
7800	460	Diesel Fuel	0.00	100.00
7800	540	Grease	0.00	100.00
7800	550	Auto Repair Parts/Automotive Supplies	0.00	2,700.00
7800	790	School Buses (Transportation)	0.00	1,500.00
8100	350	Repairs/Maintenance (Portables)	0.00	1,000.00
			TOTAL:	2,599,123.69
			amount remaining:	0.00
DOE 101				

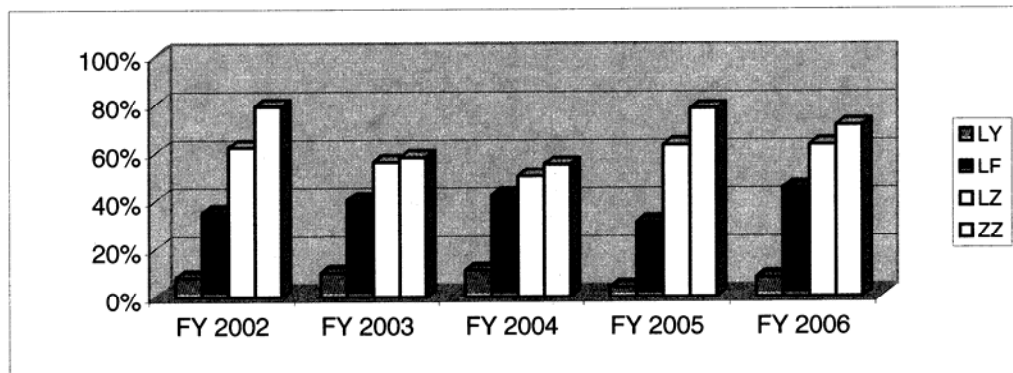
**4TH Grade FCAT Reading
Percent of Students Meeting or Exceeding Level 2 Standard**







**8th Grade FCAT Reading
Percent of Students Meeting or Exceeding Level 2 Standard**



**10th Grade FCAT Reading
Percent of Students Meeting or Exceeding Level 2 Standard**



-  Active Limited English Proficient Students
-  Former Limited English Proficient Students in two year post reclassification monitoring
-  Former Limited English Proficient Students
-  Non-Limited English Proficient Students